

Games For Your Website .com

If YOU HAVEN'T HAD A DUI, YOU ARE BEING RIPPED OFF BY NOT USING THIS ONE RIDICULOUSLY EASY TRICK **SELECT YOUR AGE:**



Under 18 19-25 26-35 36-45 46-55 56-65 66-75 Over 75

LowerMyBills.com

AdChoices 

Click here for a special offer

2012 MUSTANG




























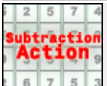
























You can even smile at the pump.

EPA-estimated 31 hwy mpg.



Drive one.

 - Play Game - Download SWF - HTML Code	 - Play Game - Download SWF - HTML Code	 - Play Game - Download SWF - HTML Code	 - Play Game - Download SWF - HTML Code	 - Play Game - Download SWF - HTML Code	 - Play Game - Download SWF - HTML Code
 - Play Game - Download SWF - HTML Code	 - Play Game - Download SWF - HTML Code	 - Play Game - Download SWF - HTML Code	 - Play Game - Download SWF - HTML Code	 - Play Game - Download SWF - HTML Code	 - Play Game - Download SWF - HTML Code
 - Play Game - Download SWF - HTML Code	 - Play Game - Download SWF - HTML Code	 - Play Game - Download SWF - HTML Code	 - Play Game - Download SWF - HTML Code	 - Play Game - Download SWF - HTML Code	 - Play Game - Download SWF - HTML Code
 - Play Game - Download SWF - HTML Code	 - Play Game - Download SWF - HTML Code	 - Play Game - Download SWF - HTML Code	 - Play Game - Download SWF - HTML Code	 - Play Game - Download SWF - HTML Code	 - Play Game - Download SWF - HTML Code
 - Play Game - Download SWF - HTML Code	 - Play Game - Download SWF - HTML Code	 - Play Game - Download SWF - HTML Code	 - Play Game - Download SWF - HTML Code	 - Play Game - Download SWF - HTML Code	 - Play Game - Download SWF - HTML Code
 - Play Game - Download SWF - HTML Code	 - Play Game - Download SWF - HTML Code	 - Play Game - Download SWF - HTML Code	 - Play Game - Download SWF - HTML Code	 - Play Game - Download SWF - HTML Code	 - Play Game - Download SWF - HTML Code
 - Play Game - Download SWF - HTML Code	 - Play Game - Download SWF - HTML Code	 - Play Game - Download SWF - HTML Code	 - Play Game - Download SWF - HTML Code	 - Play Game - Download SWF - HTML Code	 - Play Game - Download SWF - HTML Code
 - Play Game - Download SWF - HTML Code	 - Play Game - Download SWF - HTML Code	 - Play Game - Download SWF - HTML Code	 - Play Game - Download SWF - HTML Code	 - Play Game - Download SWF - HTML Code	 - Play Game - Download SWF - HTML Code
 - Play Game - Download SWF - HTML Code	 - Play Game - Download SWF - HTML Code	 - Play Game - Download SWF - HTML Code			

AT&T SMALL BUSINESS PLANS

Starting at \$75/month for 12 months

Add Mobility and get up to \$200 in Visa® Reward Cards.

GET IT NOW

1-866-967-2731



. : How To Add The Games To Your Website : .

Putting games such as [deal or no deal](#) on your website is quite easy if you have a bit of computer knowledge, and if you have a website you must have! Just follow the instructions below:

1. Click 'Add To Your Site' below the game you wish to add.
2. When asked, click Open. A program should open with the files. If 'Open With...' appears, download [WinZip](#) then try again.
3. Click an option such as Extract All Files. It is different in different software, but should include the word extract.
4. Choose a folder inside where you keep your website files to extract the files. Click the OK button.
5. Upload all the files to your website.
6. Either link to the HTML file, or include the code inside the Code.txt file into a page you made in the same folder (or edit the code if not in same folder).
7. You're done! Why not add another game, and if you've got them all, sign up to our newsletter so we can tell you when we have more!

. : How To Add The Games To Your MySpace : .

Adding the games to myspace is about as easy as playing and enjoying the best ones, such as [link bingo](#) games or [balltrap](#). It's really easy to add these games to your MySpace profile, simply follow the instructions below

1. Click 'Add To Your MySpace' below the game you wish to add.
2. In a new window open up MySpace, login, and click 'Edit My Profile' next to your picture.
3. Click the '(Edit)' at the bottom right corner of the section you want the game in, other than headline (headline is text only).
4. Go back to the original window from this site where you've got the code, copy that code by clicking in the box and pressing Ctrl+A (meaning click both Ctrl and A at same time) then Ctrl+V on your keyboard.
5. Go back into the MySpace window and in the editing box find a good place to put the game and click Ctrl+V.
6. Click the preview button at the bottom right of the editing box.
7. Check the game comes up the DON'T FORGET to scroll down to the bottom of the page and click the Submit button at the bottom right - if you forget then it won't be added to your MySpace profile.
8. That's it, it should now be in your MySpace profile, why not make a bulletin to get your friends to play it on your MySpace profile, and don't forget to tell them to get their own from GamesForYourWebsite.com.

AdChoices 

Slopeside parking for that quick fix.

SEASON PASSES

Powder days from just \$199

Sale ends October 31



Just 25 minutes from Reno. Get some!

